

GenSPEED® 10,000 Category 6a Cable

Features And Benefits

- Extensive design development conducted to find the perfect blend of product performance and consistent manufacturability
- Innovative T-Top cross-web provides superior internal electrical characteristics by locking the pairs into a systematic orientation within the cable
- Superior flame and smoke characteristics achieved through innovative design and careful selection of materials with certified suppliers
- TRU-Mark® print legend contains footage markings from 1000' to 0'

Applications

- IEEE 802.3: 10G BASE-T, 100 BASE-T
- 100 BASE-TX, 10 BASE-T, 1000 BASE-TX
- ANSI/TIA/EIA-854: 1000 BASE-TX
- 155 Mb/s ATM
- ANSI X3.263: 100 Mb/s
- IEEE 802.3af for PoE
- Draft IEEE 802.3at for PoE Plus

Standard Compliances

- ANSI/TIA 568 B.2-10
- TIA 568 C Draft
- RoHS Compliant Directive 2002/95/EC
- UL 444



CONSTRUCTION

Conductors

- 23 AWG solid bare annealed copper

Insulation

- Non-Plenum: Polyolefin
- Plenum: Fluoropolymer

Color Code

- Pair 1: Blue-White
- Pair 2: Orange-White
- Pair 3: Green-White
- Pair 4: Brown-White

Separator

- T-Top cross-web

Jacket











- Non-Plenum: Flame-Retardant PVC
- Plenum: Low-Smoke, Flame-Retardant PVC

PHYSICAL DATA

	CMR (Non-Plenum)	CMP (Plenum)
Nominal Cable Diameter (in)	0.330	0.320
Nominal Cable Weight (lbs/1000ft)	42	45
Minimum Bend Radius (in)	1.5	1.5
Maximum Pulling Force (lbs)	40	40
Temperature Rating (°C)		
Installation:	0 to +60	0 to +60
Operation:	-20 to +75	-20 to +75

PART NUMBERS

Standard packaging: 1000' Spool

Jacket Color	Spool	
	CMR (Non-Plenum)	CMP (Plenum)
 Blue	7133819	7131819
 White	7133820	7131820
 Yellow	7133822	7131822
 Gray	7133821	7131821
 Red	7133824	7131824
 Orange	7133826	7131826
 Green	7133823	7131823
 Black	7133828	7131828
 Pink	7133827	7131827
 Purple	7133825	7131825

Note: Non-stock items may be subject to minimum order quantities.

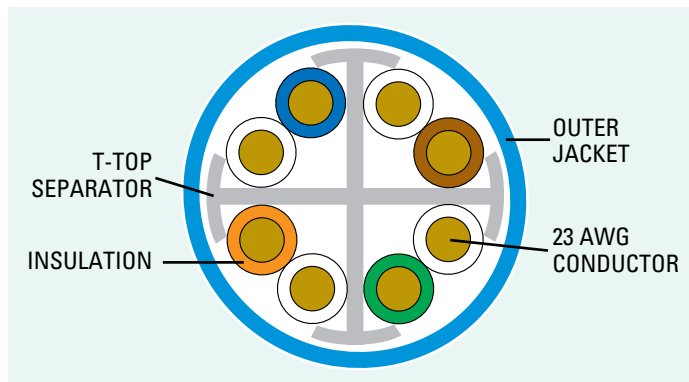
Data subject to change without notice.

ELECTRICAL PERFORMANCE

Frequency MHz	PSACR (min)	ACR (min)	Attenuation (max)	PSNEXT (min)	NEXT (min)	PSACRF (min)	ACRF (min)	Return Loss (min)	TCL (min)	PSANEXT (min)	PSAACRF (min)
1	70.2	72.2	2.1	72.3	74.3	64.8	67.8	20.0	40.0	67.0	67.0
4	59.5	61.5	3.8	63.3	65.3	52.8	55.8	23.0	40.0	67.0	66.2
8	53.5	55.5	5.3	58.8	60.8	46.7	49.7	24.5	40.0	67.0	60.1
10	51.4	53.4	5.9	57.3	59.3	44.8	47.8	25.0	40.0	67.0	58.2
16	46.7	48.7	7.5	54.2	56.2	40.7	43.7	25.0	38.0	67.0	54.1
20	44.4	46.4	8.4	52.8	54.8	38.8	41.8	25.0	37.0	67.0	52.2
25	41.9	43.9	9.4	51.3	53.3	36.8	39.8	24.3	36.0	67.0	50.2
31.25	39.4	41.4	10.5	49.9	51.9	34.9	37.9	23.6	35.1	67.0	48.3
62.5	30.4	32.4	15.0	45.4	47.4	28.9	31.9	21.5	32.0	65.6	42.3
100	23.2	25.2	19.1	42.3	44.3	24.8	27.8	20.1	30.0	62.5	38.2
200	10.2	12.2	27.6	37.8	39.8	18.8	21.8	18.0	27.0	58.0	32.2
250	5.2	7.2	31.1	36.3	38.3	16.8	19.8	17.3	26.0	56.5	30.2
300	0.8	2.8	34.3	35.1	37.1	15.3	18.3	16.8	25.2	55.3	28.7
400	—	—	40.1	33.3	35.3	12.8	15.8	15.9	24.0	53.5	26.2
500	—	—	45.3	31.8	33.8	10.8	13.8	15.2	23.0	52.0	24.2

Note: Values are expressed in dB per 100m (328 ft.) length.

GenSPEED® 10,000 CATEGORY 6a CROSS-SECTION



ELECTRICAL CHARACTERISTICS

DC Resistance (max) Ohms/100m (328ft) @ 20°C	9.38
DC Resistance Unbalance (max) Individual Pair %	4.0
Delay Skew (max) ns/100m	35
Nom. Velocity of Propagation % Speed of Light	70
Characteristic Impedance Frequency (f): 1-500 MHz	Ohms 100 ± 15