

# Racks and Cabinets



West Penn Wire has developed the Rack & Cabinet section to compliment our cable and cable accessories. The racks and cabinet section provides a variety of innovative metal enclosures of varying dimensions and functionalities.

Our cabinets and racks provide the most versatile cabinetry with the best features, options, and value. This includes optional air condition. All cabinets are equipped with casters and leveling legs as a standard. All glass doors are tempered glass with a slight tint. They will not scratch, fade, or yellow.

## Mini Index

### Racks and Cabinets

Data Standard.....	170
Deep Data .....	171
Data Slim.....	172
Features Data Standard, Deep, & Slim.....	173
Ultra Server.....24"Wx36"D.....	174
Ultra Deep Server.....24"Wx42"D.....	175
N-Ultra Server 29"Wx40"D.....	176
Wall Mount.....	177
Distribution Racks.....	178-179
XME Economy Racks.....	180
XMER Economy Racks.....	181
XSF Economy Racks.....	182
XMF Economy Racks.....	183-184
Accessories (Shelves).....	185

# Racks and Cabinets

## Data Standard 29"W x 30"D



### Front Door

#### Solid Front Door

- 4829-SF-C Solid Steel Front Door w/Latch & Lock
- 7229-SF-C Solid Steel Front Door w/Latch & Lock
- 7829-SF-C Solid Steel Front Door w/Latch & Lock
- 8429-SF-C Solid Steel Front Door w/Latch & Lock

#### Tempered Glass Front Door


- 4829-GF-C Tempered Glass Front Door w/Latch & Lock
- 7229-GF-C Tempered Glass Front Door w/Latch & Lock
- 7829-GF-C Tempered Glass Front Door w/Latch & Lock
- 8429-GF-C Tempered Glass Front Door w/Latch & Lock

#### Vented Front Door

- 4829-VF-C Tempered Glass Front Vented Door w/Latch & Lock
- 7229-VF-C Tempered Glass Front Vented Door w/Latch & Lock
- 7829-VF-C Tempered Glass Front Vented Door w/Latch & Lock
- 8429-VF-C Tempered Glass Front Vented Door w/Latch & Lock

#### Perforated Front Door

- 4829-PD-C Perforated Steel Front Door w/Latch & Lock
- 7229-PD-C Perforated Steel Front Door w/Latch & Lock
- 7829-PD-C Perforated Steel Front Door w/Latch & Lock
- 8429-PD-C Perforated Steel Front Door w/Latch & Lock



### Rear Door

#### Solid Rear Door

- 4829-SR-C Solid Steel Rear Door w/Latch & Lock
- 7229-SR-C Solid Steel Rear Door w/Latch & Lock
- 7829-SR-C Solid Steel Rear Door w/Latch & Lock
- 8429-SR-C Solid Steel Rear Door w/Latch & Lock

#### Vented Rear Door

- 4829-VR-C Vented Steel Rear Door w/Latch & Lock
- 7229-VR-C Vented Steel Rear Door w/Latch & Lock
- 7829-VR-C Vented Steel Rear Door w/Latch & Lock
- 8429-VR-C Vented Steel Rear Door w/Latch & Lock



### Side Panels

#### Single Side Panel

- 4801-SP-C One Solid Lift Off Side Panel w/Lock
- 7201-SP-C One Solid Lift Off Side Panel w/Lock
- 7801-SP-C One Solid Lift Off Side Panel w/Lock
- 8401-SP-C One Solid Lift Off Side Panel w/Lock

#### Pair Side Panel

- 4802-SP-C Two Solid Lift Off Side Panels w/Lock
- 7202-SP-C Two Solid Lift Off Side Panels w/Lock
- 7802-SP-C Two Solid Lift Off Side Panels w/Lock
- 8402-SP-C Two Solid Lift Off Side Panels w/Lock

#### Single Side Panel

- 4801-SPP-C One Perforated Lift Off Side Panel w/Lock
- 7201-SPP-C One Perforated Lift Off Side Panel w/Lock
- 7801-SPP-C One Perforated Lift Off Side Panel w/Lock
- 8401-SPP-C One Perforated Lift Off Side Panel w/Lock

#### Pair Side Panel

- 4802-SPP-C Two Perforated Lift Off Side Panels w/Lock
- 7202-SPP-C Two Perforated Lift Off Side Panels w/Lock
- 7802-SPP-C Two Perforated Lift Off Side Panels w/Lock
- 8402-SPP-C Two Perforated Lift Off Side Panels w/Lock

Available Colors:

(1) Blue, (2) Beige, (3) Black, (4) Gray

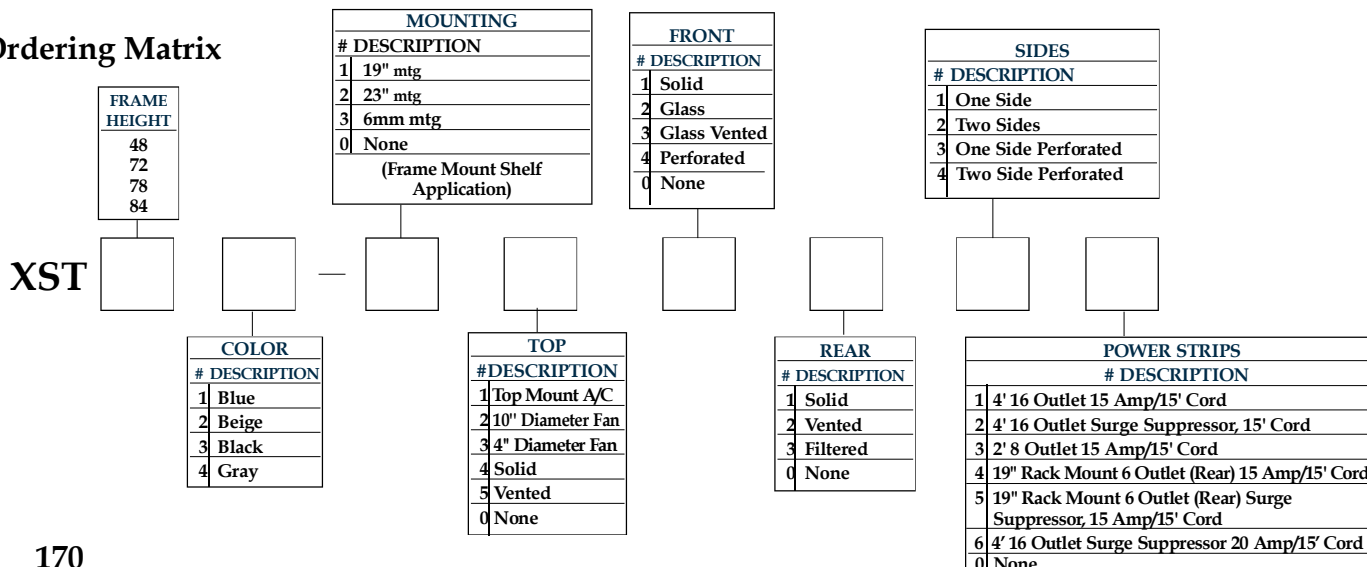


## Data Standard

CATALOG #		Height	Width	Depth	Weight	Mounting Options	Rack Spaces
XST48-C	Frame, Gland Plate, Casters & Levelers	48"	29"	30"	230	19", 23"	25μ
XST72-C	Frame, Gland Plate, Casters & Levelers	72"	29"	30"	325	19", 23"	39μ
XST78-C	Frame, Gland Plate, Casters & Levelers	78"	29"	30"	350	19", 23"	42μ
XST84-C	Frame, Gland Plate, Casters & Levelers	84"	29"	30"	360	19", 23"	46μ

\* EIA- 310-D Compliant

## Ordering Matrix



# Racks and Cabinets

Data Deep 29"W x 34"D



## Rear Door

### Solid Rear Door

- 7229-SR-C Solid Steel Rear Door w/Latch & Lock
- 7829-SR-C Solid Steel Rear Door w/Latch & Lock
- 8429-SR-C Solid Steel Rear Door w/Latch & Lock

### Vented Rear Door

- 7229-VR-C Vented Steel Rear Door w/Latch & Lock
- 7829-VR-C Vented Steel Rear Door w/Latch & Lock
- 8429-VR-C Vented Steel Rear Door w/Latch & Lock

### Filtered Rear Door

- 7229-FR-C Filtered Rear Door w/Latch & Lock
- 7829-FR-C Filtered Rear Door w/Latch & Lock
- 8429-FR-C Filtered Rear Door w/Latch & Lock

Available Colors:

- (1) Blue, (2) Beige, (3) Black, (4) Gray



Deep

## Front Door

### Solid Front Door

- 7229-SF-C Solid Steel Front Door w/Latch & Lock
- 7829-SF-C Solid Steel Front Door w/Latch & Lock
- 8429-SF-C Solid Steel Front Door w/Latch & Lock

### Tempered Glass Front Door

- 7229-GF-C Tempered Glass Front Door w/Latch & Lock
- 7829-GF-C Tempered Glass Front Door w/Latch & Lock
- 8429-GF-C Tempered Glass Front Door w/Latch & Lock

### Vented Front Door

- 7229-VF-C Tempered Glass Front Vented Door w/Latch & Lock
- 7829-VF-C Tempered Glass Front Vented Door w/Latch & Lock
- 8429-VF-C Tempered Glass Front Vented Door w/Latch & Lock

### Perforated Front Door

- 7229-PD-C Perforated Steel Front Door w/Latch & Lock
- 7829-PD-C Perforated Steel Front Door w/Latch & Lock
- 8429-PD-C Perforated Steel Front Door w/Latch & Lock



## Side Panels

### Single Side Panel

- 7201-SP-C One Solid Lift Off Side Panel w/Lock
- 7801-SP-C One Solid Lift Off Side Panel w/Lock
- 8401-SP-C One Solid Lift Off Side Panel w/Lock

### Pair Side Panel

- 7202-SP-C Two Solid Lift Off Side Panels w/Lock
- 7802-SP-C Two Solid Lift Off Side Panels w/Lock
- 8402-SP-C Two Solid Lift Off Side Panels w/Lock

### Single Side Panel

- 7201-SPP-C One Perforated Lift Off Side Panel w/Lock
- 7801-SPP-C One Perforated Lift Off Side Panel w/Lock
- 8401-SPP-C One Perforated Lift Off Side Panel w/Lock

### Pair Side Panel

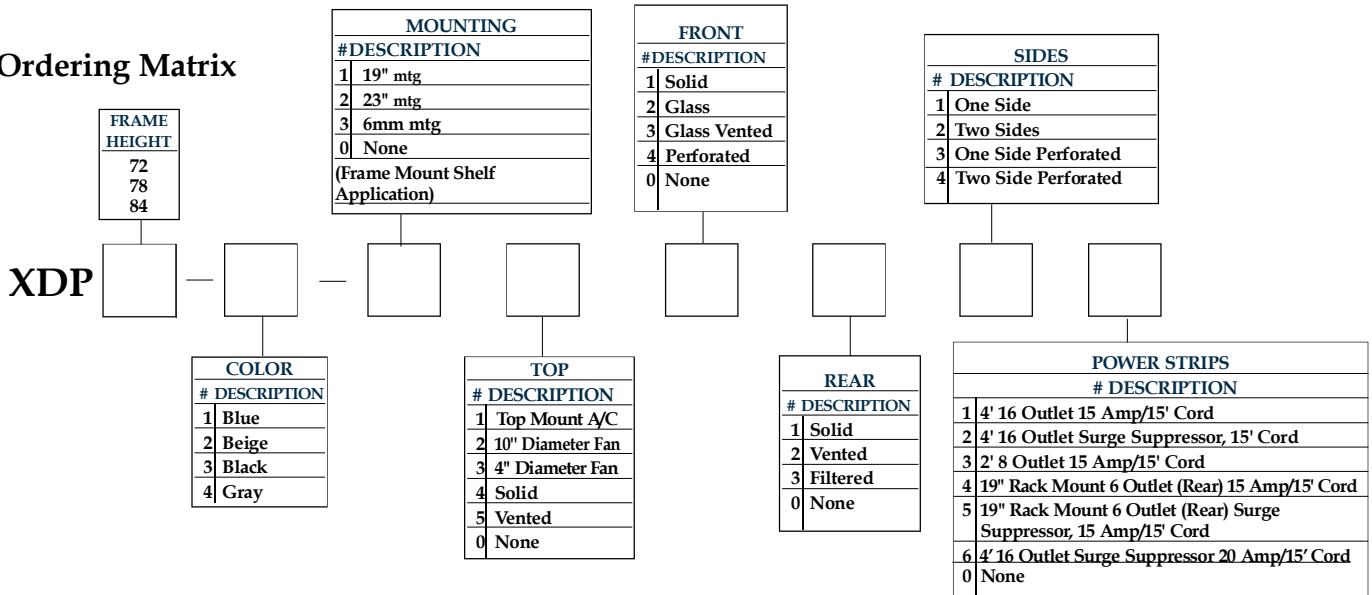
- 7202-SPP-C Two Perforated Lift Off Side Panels w/Lock
- 7802-SPP-C Two Perforated Lift Off Side Panels w/Lock
- 8402-SPP-C Two Perforated Lift Off Side Panels w/Lock



CATALOG #		Height	Width	Depth	Weight	Mounting Options	Rack Spaces
XDP72-C	Frame, Gland Plate, Casters & Levelers	72"	29"	34"	350	19", 23"	39μ
XDP78-C	Frame, Gland Plate, Casters & Levelers	78"	29"	34"	380	19", 23"	42μ
XDP84-C	Frame, Gland Plate, Casters & Levelers	84"	29"	34"	390	19", 23"	46μ

\* EIA- 310-D Compliant

## Ordering Matrix




# Racks and Cabinets

## Data Standard , Data Deep & Data Slim Accessories

### Removable Tops

2918-TP-3	10" Diameter Fan (550 CFM)
2918-TP-4	4" Diameter Fan (Four = 320 CFM)
2918-TP-1	Solid
2918-TP-2	Vented



### Power Strips

9411-1602*	4' 16 Outlet Strip Surge Suppressor, 15' Power Cord UL Listed
9412-0801	2' 8 Outlet Strip 15 Amp/15' Power Cord UL Listed
9413-0601	19" Rack Mount 6 Outlet Strip (Rear) 15 Amp/15' Power Cord UL Listed
9414-0602	19" Rack Mount 6 Outlet Strip (Rear) Surge Suppressor, 15 Amp/15' Power Cord UL Listed
9415-1610 *	4' 16 outlet strip surge suppression 20Amp/15' powercord UL Listed



### WP Partial Rails\*

XRL3006-0300	19" 6U (10.5") Mounting Rails
XRL3012-0200	19" 12U (21.5") Mounting Rails
XRL3024-0100	19" 24U (42.5") Mounting Rails

\*9410-1601 & 9411-1602 does not apply to 48" enclosure

## Data Standard , Data Deep & Data Slim Features / Benefits

### REVERSIBLE DOORS:

Front and Rear doors manufactured with spring loaded hinges to change door swing in the field from right or left hand hinge options. Critical when connecting enclosures together.



### LIFT OFF SIDE PANELS

Flush surface lock, quick disconnect lift off side panels.



### CABLE GLAND PLATE

Adjustable bottom plate to minimize dirt & dust entering the enclosure.



### CABLE ACCESS TOP

Rubber gland access, 14.25" x 4" prevents dust from entering.



### REAR CABLE PLATE

Two 3 7/8" x 8 1/2" openings for cable access with removable plates and edge grommet kit. Also, two 1.75" capping opening.



### TEMPERED SAFETY GLASS

Strengthens door Enhances overall look No static discharge Non combustible material Tinted bronze Easy cleaning/Non scratching.





# Racks and Cabinets

Data Slim 24"W x 30"D



## Front Door

### Solid Front Door

- 4824-SF-C Solid Steel Front Door w/Latch & Lock
- 7224-SF-C Solid Steel Front Door w/Latch & Lock
- 7824-SF-C Solid Steel Front Door w/Latch & Lock
- 8424-SF-C Solid Steel Front Door w/Latch & Lock

### Tempered Glass Front Door

- 4824-GF-C Tempered Glass Front Door w/Latch & Lock
- 7224-GF-C Tempered Glass Front Door w/Latch & Lock
- 7824-GF-C Tempered Glass Front Door w/Latch & Lock
- 8424-GF-C Tempered Glass Front Door w/Latch & Lock

### Vented Front Door

- 4824-VF-C Tempered Glass Front Vented Door w/Latch & Lock
- 7224-VF-C Tempered Glass Front Vented Door w/Latch & Lock
- 7824-VF-C Tempered Glass Front Vented Door w/Latch & Lock
- 8424-VF-C Tempered Glass Front Vented Door w/Latch & Lock

### Perforated Front Door

- 4824-PD-C Perforated Steel Front Door w/Latch & Lock
- 7224-PD-C Perforated Steel Front Door w/Latch & Lock
- 7824-PD-C Perforated Steel Front Door w/Latch & Lock
- 8424-PD-C Perforated Steel Front Door w/Latch & Lock

## Rear Door

### Solid Rear Door

- 4824-SR-C Solid Steel Rear Door w/Latch & Lock
- 7224-SR-C Solid Steel Rear Door w/Latch & Lock
- 7824-SR-C Solid Steel Rear Door w/Latch & Lock
- 8424-SR-C Solid Steel Rear Door w/Latch & Lock

### Vented Rear Door

- 4824-VR-C Vented Steel Rear Door w/Latch & Lock
- 7224-VR-C Vented Steel Rear Door w/Latch & Lock
- 7824-VR-C Vented Steel Rear Door w/Latch & Lock
- 8424-VR-C Vented Steel Rear Door w/Latch & Lock



## Side Panels

### Single Side Panel

- 4801-SP-C One Solid Lift Off Side Panel w/Lock
- 7201-SP-C One Solid Lift Off Side Panel w/Lock
- 7801-SP-C One Solid Lift Off Side Panel w/Lock
- 8401-SP-C One Solid Lift Off Side Panel w/Lock

### Single Side Panel

- 4801-SPP-C One Perforated Lift Off Side Panel w/Lock
- 7201-SPP-C One Perforated Lift Off Side Panel w/Lock
- 7801-SPP-C One Perforated Lift Off Side Panel w/Lock
- 8401-SSPP-C One Perforated Lift Off Side Panel w/Lock

### Pair Side Panel

- 4802-SP-C Two Solid Lift Off Side Panels w/Lock
- 7202-SP-C Two Solid Lift Off Side Panels w/Lock
- 7802-SP-C Two Solid Lift Off Side Panels w/Lock
- 8402-SP-C Two Solid Lift Off Side Panels w/Lock

### Pair Side Panel

- 4802-SPP-C Two Perforated Lift Off Side Panels w/Lock
- 7202-SPP-C Two Perforated Lift Off Side Panels w/Lock
- 7802-SPP-C Two Perforated Lift Off Side Panels w/Lock
- 8402-SPP-C Two Perforated Lift Off Side Panels w/Lock

Available Colors:

(1) Blue, (2) Beige, (3) Black, (4) Gray

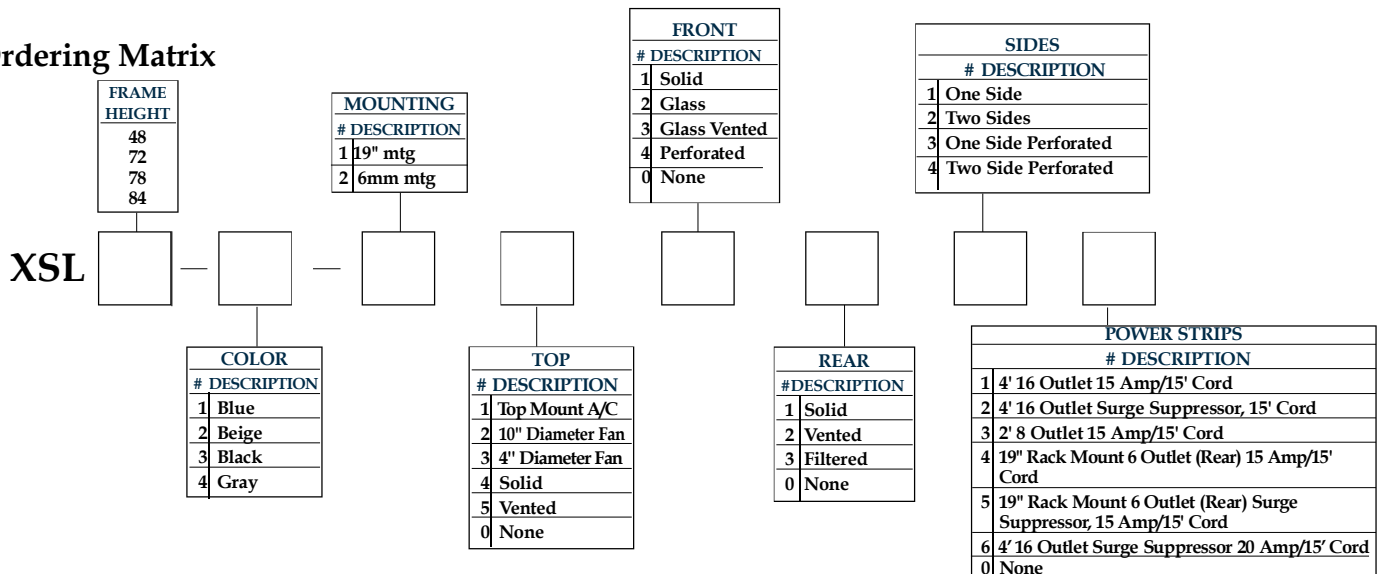


## Data Slim

Catalog#		Height	Width	Depth	Weight	Mounting	Rack Spaces
XSL48-C	Frame, 2 pr 19" mtg Rails, Casters & Levelers	48"	24"	30"	230	19"	25μ
XSL72-C	Frame, 2 pr 19" mtg Rails, Casters & Levelers	72"	24"	30"	320	19"	39μ
XSL78-C	Frame, 2 pr 19" mtg Rails, Casters & Levelers	78"	24"	30"	340	19"	42μ
XSL84-C	Frame, 2 pr 19" mtg Rails, Casters & Levelers	84"	24"	30"	350	19"	46μ

\* EIA- 310-D Compliant

## Ordering Matrix



# Racks and Cabinets

## Ultra Server 24"W x 36"D




Available Colors:

(2) Beige, (3) Black



### Tops/Cooling Devices

9315-7200	19" Fan Tray (9-4" fans = 720 FM)
2430-TP-3-C	10" Diameter Fan (550 CFM)
2430-TP-4-C	4" Diameter Fan (Four = 320 CFM)
2430-TP-1-C	Solid
2430-TP-6-C	Perforated



### Front Door

#### Glass Vented Front Door

7824-SVF-C	Tempered Glass Front Door w/Latch & Lock
8424-SVF-C	Tempered Glass Front Door w/Latch & Lock

#### Perforated Front Door

7824-SPR-C	Perforated Steel Front Door w/Latch & Lock
8424-SPR-C	Perforated Steel Front Door w/Latch & Lock

### Rear Door

#### Perforated Rear Door

7824-SPR-C	Perforated Rear Door w/Latch & Lock
8424-SPR-C	Perforated Rear Door w/Latch & Lock

#### Glass Rear Door

7824-SVF-C	Tempered Glass Rear Door w/Latch & Lock
8424-SVF-C	Tempered Glass Rear Door w/Latch & Lock

### Side Panels

#### Single Side Panel

7836-01-SP-C	One Solid Lift Off Side Panel w/Lock
8436-01-SP-C	One Solid Lift Off Side Panel w/Lock
7836-01-SPP-C	One Perforated Lift Off Side Panel w/Lock
8436-01-SPP-C	One Perforated Lift Off Side Panel w/Lock

#### Pair Side Panel

7836-02-SP-C	Two Solid Lift Off Side Panel w/Lock
8436-02-SP-C	Two Solid Lift Off Side Panel w/Lock
7836-02-SPP-C	Two Perforated Lift Off Side Panel w/Lock
8436-02-SPP-C	Two Perforated Lift Off Side Panel w/Lock



### Power Strips

9411-1602S	4' 16 Outlet Strip Surge Suppressor, 15' Power Cord UL Listed
9412-0801S	2' 8 Outlet Strip 15 Amp/15' Power Cord UL Listed
9413-0601	19" Rack Mount 6 Outlet Strip (Rear) 15 Amp/15' Power Cord UL Listed
9414-0602	19" Rack Mount 6 Outlet Strip (Rear) Surge Suppressor, 15 Amp/15' Power Cord UL Listed
9415-1610 S	4' 16 outlet strip surge suppression 20Amp/ 15' powercord UL Listed

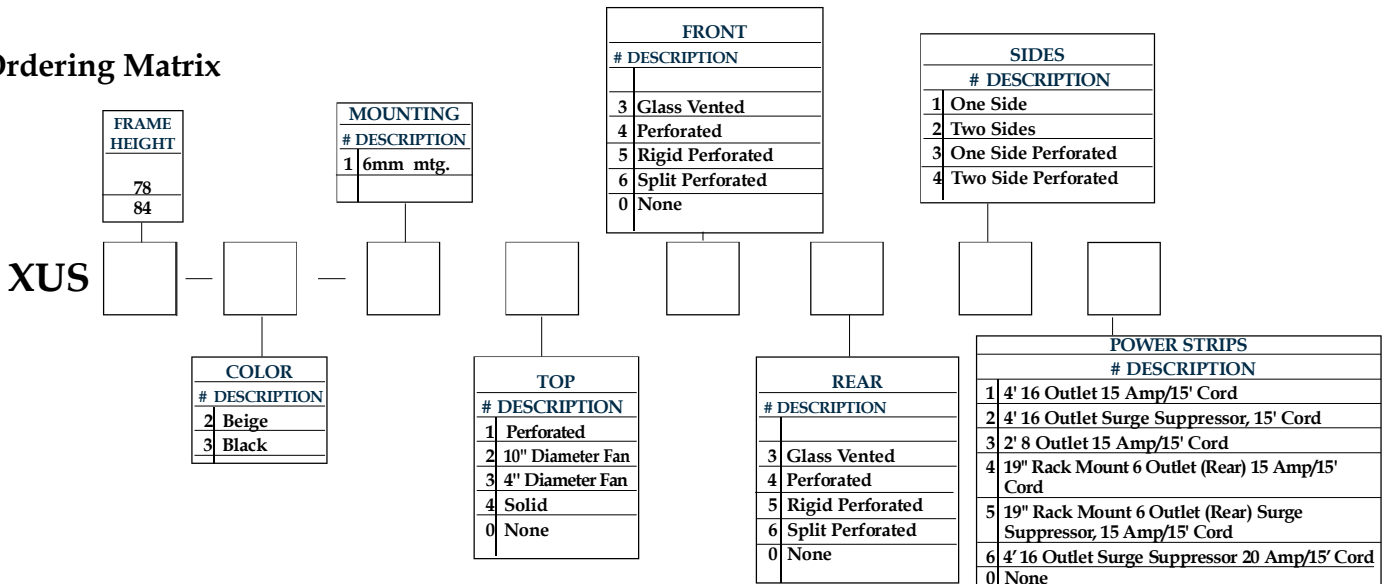


## Ultra Server

Catalog#		Height	Width	Depth	Weight	Mounting	Rack Spaces
XUS78-C	Frame, 3 pr 19" mtg Rails, Casters & Levelers	78"	24"	36"	350	19"	4 2 μ
XUS84-C	Frame, 3 pr 19" mtg Rails, Casters & Levelers	84"	24"	36"	370	19"	4 5 μ

\* EIA- 310-D Compliant

## Ordering Matrix



# Racks and Cabinets

## Ultra Deep Server 24"W x 42"D



Available Colors:

(2) Beige, (3) Black



### Front Door

8424-DSPR-C Rigid Perforated Front Door w/ Swing Handle Latch & Lock  
8424-DSVF-C Tempered Glass Front (Vented) Door w/Swing Handle Latch & Lock

### Rear Door

8424-DSSR-C Split Rear (French Style) Perforated w/Swing Handle Latch & Lock  
8424-DSPR-C Rigid Perforated Door w/ Swing Handle Latch & Lock  
8424-DSVR-C Rigid Perforated Rear Door w/ Swing Handle Latch & Lock

### Side Panels

#### Single Side Panel

8436-01-SP-C One Solid Lift Off Side Panel w/Lock  
8436-01-SPP-C One Perforated Lift Off Side Panel w/Lock

#### Pair Side Panel

8436-02-SP-C Two Solid Lift Off Side Panel w/Lock  
8436-02-SPP-C Two Perforated Lift Off Side Panel w/Lock

### Cable Management Troughs

433-5114 76.5" Steel Vertical Trough  
433-5115F Steel Front Trough  
433-5115R Steel Rear Trough  
433-5118 Steel Side Trough

### Tops/Cooling Devices

9315-7200 19" Fan Tray (9-4" fans = 720 FM)  
2430-TP-3-C 10" Diameter Fan (550 CFM)  
2430-TP-4-C 4" Diameter Fan (Four = 320 CFM)  
2430-TP-1-C Solid  
2430-TP-6-C Perforated



### Power Strips

9411-1602S 4' 16 Outlet Strip Surge Suppressor, 15' Power Cord UL Listed  
9412-0801S 2' 8 Outlet Strip 15 Amp/15' Power Cord UL Listed  
9413-0601 19" Rack Mount 6 Outlet Strip (Rear) 15 Amp/15' Power Cord UL Listed  
9414-0602 19" Rack Mount 6 Outlet Strip (Rear) Surge Suppressor, 15 Amp/15' Power Cord UL Listed  
9415-1610 S 4' 16 outlet strip surge suppression 20Amp/ 15' powercord UL Listed



## Ultra Server

Catalog#

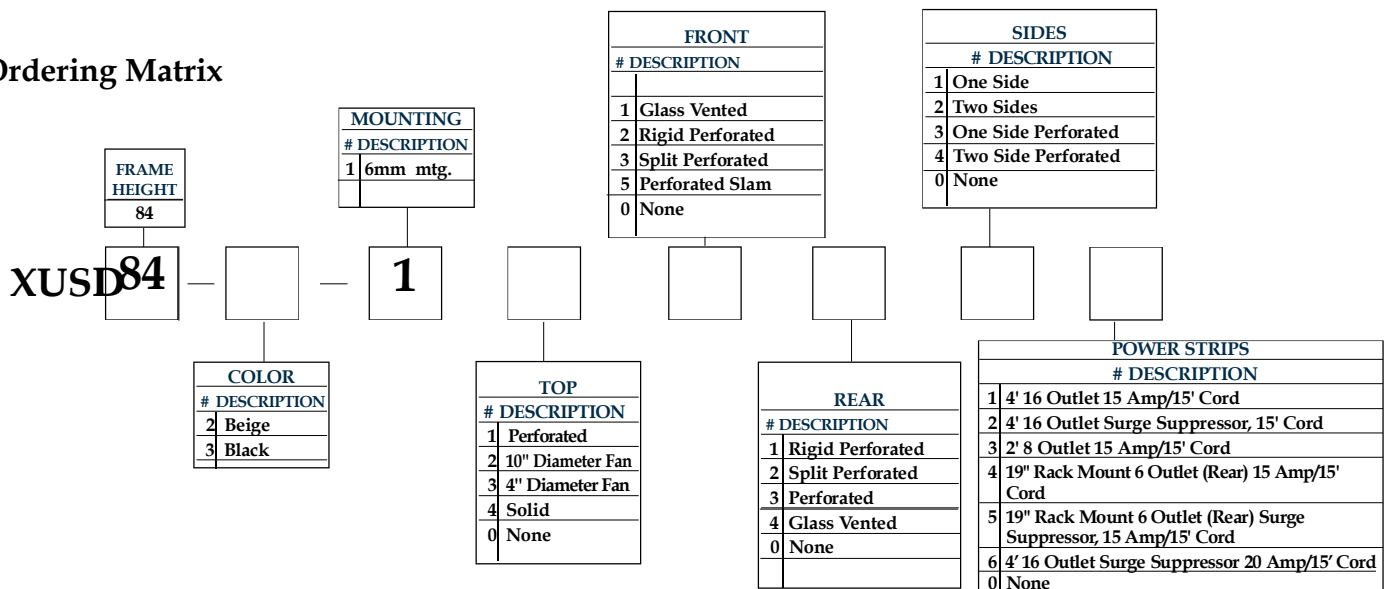
XUSD84-C

Frame, 3 pr 19" mtg Rails, Casters & Levelers

Height 84" Width 24" Depth 42" Weight 400 Mounting 19" Rack Spaces 4 5 μ

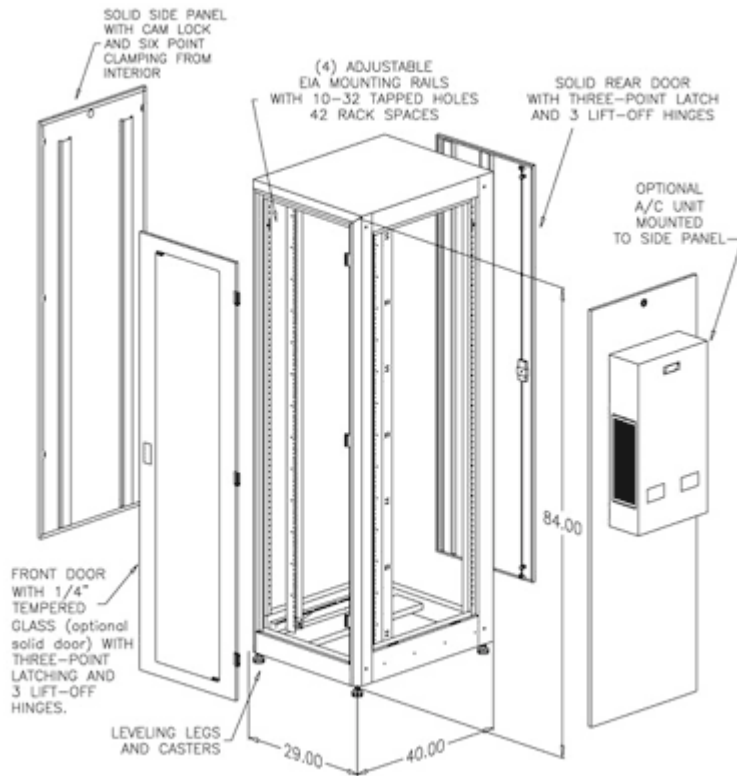
\* EIA- 310-D Compliant

## Ordering Matrix



# Racks and Cabinets

## Ultra Server 29"W x 40"D



### Ordering Matrix

FRAME HEIGHT
84

**XNM** **84** - **3** - [ ] - [ ] - [ ] - [ ] - [ ] - [ ]

MOUNTING
# DESCRIPTION
1 19" mtg
2 23" mtg
0 None

FRONT
# DESCRIPTION
1 Solid
2 Glass
3 Filtered

SIDES
# DESCRIPTION
1 One Side
2 Two Side

COLOR
# DESCRIPTION
3 Black

TOP
# DESCRIPTION
1 2500 BTU A/C
2 5000 BTU A/C
0 None

REAR
# DESCRIPTION
1 Solid
2 Glass
3 Fan/Filtered

POWER STRIPS
# DESCRIPTION
2 4' 16 Outlet Surge Suppressor, 15' Cord
3 2' 8 Outlet 15 Amp/15' Cord
4 19" Rack Mount 6 Outlet (Rear) 15 Amp/15' Cord
5 19" Rack Mount 6 Outlet (Rear) Surge Suppressor, 15 Amp/15' Cord
6 4' 16 Outlet Surge Suppressor 20 Amp/15' Cord
0 None

#### Features:

- Dust-free NEMA-12 enclosure used primarily in areas with high levels of dust and dirt and airborne particles.
- Meets NEMA-12 requirements for a dust-free environment
- Organizes and secures data and telecommunications equipment
- 3 point lift and turn latches for secure locking
- Dust-free cable entry and exit



# Racks and Cabinets

## Wall Mount Solutions



Available Colors:

(2) Beige, (3) Black



### Wall Max

CATALOG #	DESCRIPTION	Height	Width	Depth	Weight	Mounting	Rack Spaces
XWM-2420-GD-C	24" Wall Mount 20" Depth w/Glass Door w/Lock	24"	21.25"	20 5/8"	75	19"	12 $\mu$
XWM-2424-GD-C	24" Wall Mount 24" Depth w/Glass Door w/Lock	24"	21.25"	24 5/8"	80	19"	12 $\mu$
XWM-3620-GD-C	36" Wall Mount 20" Depth w/Glass Door w/Lock	36"	21.25"	20 5/8"	90	19"	18 $\mu$
XWM-3624-GD-C	36" Wall Mount 24" Depth w/Glass Door w/Lock	36"	21.25"	24 5/8"	98	19"	18 $\mu$
XWM-4820-GD-C	48" Wall Mount 20" Depth w/Glass Door w/Lock	48"	21.25"	20 5/8"	120	19"	25 $\mu$
XWM-4824-GD-C	48" Wall Mount 24" Depth w/Glass Door w/Lock	48"	21.25"	20 5/8"	135	19"	25 $\mu$
XWM-2420-SD-C	24" Wall Mount 20" Depth Solid Door w/Lock	24"	21.25"	20 5/8"	70	19"	12 $\mu$
XWM-2424-SD-C	24" Wall Mount 24" Depth Solid Door w/Lock	24"	21.25"	24 5/8"	75	19"	12 $\mu$
XWM-3620-SD-C	36" Wall Mount 20" Depth Solid Door w/Lock	36"	21.25"	20 5/8"	85	19"	18 $\mu$
XWM-3624-SD-C	36" Wall Mount E 24" Depth Solid Door w/Lock	36"	21.25"	20 5/8"	95	19"	18 $\mu$
XWM-4820-SD-C	48" Wall Mount 20" Depth Solid Door w/Lock	48"	21.25"	20 5/8"	110	19"	25 $\mu$
XWM-4824-SD-C	48" Wall Mount 24" Depth Solid Door w/Lock	48"	21.25"	20 5/8"	125	19"	25 $\mu$
XWM-2406-GD-C	24" Wall Mount 6" Depth w/Glass Door w/Lock	24"	21.25"	6 5/8"	40		
XWM-3606-GD-C	36" Wall Mount 6" Depth w/Glass Door w/Lock	36"	21.25"	6 5/8"	45		
XWM-4806-GD-C	48" Wall Mount 6" Depth w/Glass Door w/Lock	48"	21.25"	6 5/8"	75		
XWM-2406-SD-C	24" Wall Mount 6" Depth Solid Door w/Lock	24"	21.25"	6 5/8"	35		
XWM-3606-SD-C	36" Wall Mount 6" Depth Solid Door w/Lock	36"	21.25"	6 5/8"	45		
XWM-4806-SD-C	48" Wall Mount 6" Depth Solid Door w/Lock	48"	21.25"	6 5/8"	65		
XWM-2401	24" Plywood Back Board (Black) Kit						
XWM-3601	36" Plywood Back Board (Black) Kit						
XWM-4801	48" Plywood Back Board (Black) Kit						

### Wall Max Accessories

9011-1912 19" Flush mounted Cantilevered shelf (vented) 12" depth  
 XWM-9312-1600 Fan Assembly

#### POWER STRIPS

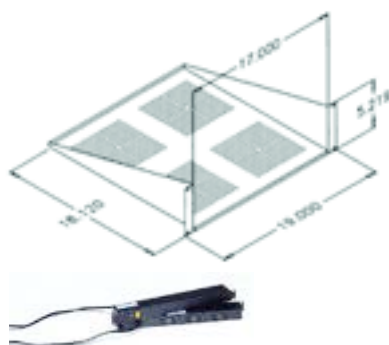
9413-0601 19" Rack Mount 6 Outlet Strip (Rear)  
 15 Amp/15' Power Cord UL Listed  
 9414-0602 19" Rack Mount 6 Outlet Strip (Rear) Surge Suppressor, 15  
 Amp/15' Power Cord UL Listed

#### CASTERS

8912-0200-3 Casters/Leveler Base 20" or 24"

#### MOUNTING UPRIGHTS

XWM-2419 19" Mounting uprights 24"  
 XWM-3619 19" Mounting uprights 36"  
 XWM-4819 19" Mounting uprights 48"



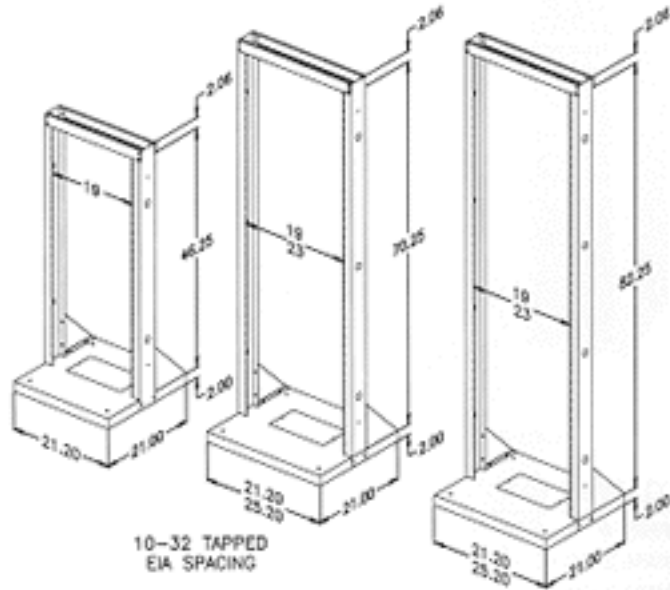
# Racks and Cabinets

## Distribution Racks



### Free Standing Swing Rack

Catalog#	DESCRIPTION	Height	Weight
XSW-8419	84" Swing Rack 19"	84"	179#
XSW-0100	Power Strip Mounting Kit (mounting kit only) Pwr. Strip ordered separately.		
XSW-0200	Wire Basket (Top Mount) mounting brackets and wire basket 2" H x 8" W x 24" L		



### Distribution Rack

Catalog#	DESCRIPTION	Height	Weight	Mounting
XDR-4819-4	48" Distribution Rack 19"	48"	34lb	19"
XDR-7219	72" Distribution Rack 19"	72"	43lb	19"
XDR-8419	84" Distribution Rack 19"	84"	50lb	19"
XDR-8419-4	84" Distribution Rack 19" 4 Channel double-sided tapped 12-24 EIA Spacing	84"	60lb	19"
XDR-7223-4	72" Distribution Rack 23"	72"	45lb	23"
XDR-8423-4	84" Distribution Rack 23"	84"	52lb	23"
8912-0100	Caster Kit for Racks			

### Vertical Cable Manager

Catalog#	DESCRIPTION
XDR-7201	72" Vertical Cable Manager
XDR-8401	84" Vertical Cable Manager
XDR-8403	84" Vertical Cable Manager double sided w/ Cover

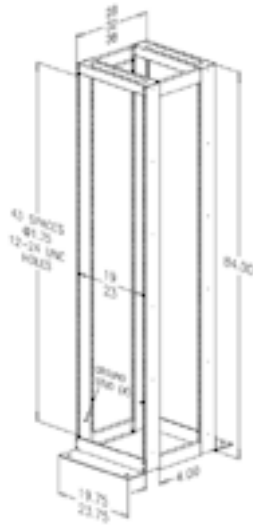
# Racks and Cabinets

## Distribution Racks



### Cable Management Rack

Catalog#	DESCRIPTION	Height	Width	Weight	Mounting
XCR-8419	84" Cable Management Rack 19"	84"	25.75"	53lb	19"
XCR-8419-10	84"H Relay Rack, 10" Deep channel with cable management	84"	25.75"	53lb	19"



### Server Rack

Catalog#	DESCRIPTION
XSR-8419-24	84" Four Post Rack, 19" Mtg. Depth 24"
XSR-8419-28	84" Four Post Rack, 19" Mtg. Depth 28"
XSR-8419-32	84" Four Post Rack, 19" Mtg. Depth 32"
XSR-8419-36	84" Four Post Rack, 19" Mtg. Depth 36"
XSR-8423-24	84" Four Post Rack, 23" Mtg. Depth 24"
XSR-8423-28	84" Four Post Rack, 23" Mtg. Depth 28"
XSR-8423-32	84" Four Post Rack, 23" Mtg. Depth 32"
XSR-8423-36	84" Four Post Rack, 23" Mtg. Depth 36"

### Wall Mount Racks

Catalog#	DESCRIPTION	Height	Width	Weight	Mounting	Depth
XWR-4819	48" Adjustable Wall Mount Swing Rack	48"	20"	39lb	19"	11.5-15.5"
XWR-4819-12	48" Swing out Equipment Rack 19" Mtg.	48"	20"	39lb	19"	12"
XWR-4819-18	48" Swing out Equipment Rack 19" Mtg.	48"	20"	39lb	19"	18"
XWR-3619-12	36" Swing out Equipment Rack 19" Mtg.	36"	20"	30lb	19"	12"
XWR-3619-18	36" Swing out Equipment Rack 19" Mtg.	36"	20"	30lb	19"	18"

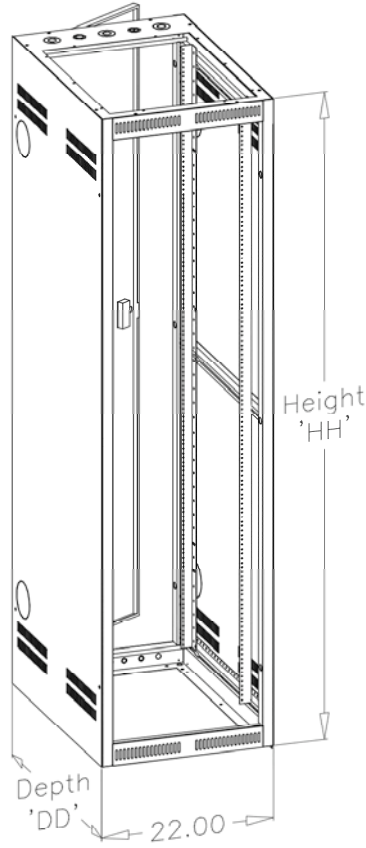


### Wall Mount Racks - Hinged

Catalog#	DESCRIPTION	Height	Width	Weight	Mounting	Depth
XWR-1219	Rack with swing out panel mount (19" EIA x 6U0 and adjustable lower shelf (2" to 11" high equipment clearance).	10.9"	19.5"	26lb	19"	9.5"
Catalog#	DESCRIPTION	Height	Width	Weight	Mounting	Depth
XER-6X6	Wall mount rack 12" depth 10.5" Vertical 19"	16.5"	19.25"	17lb	19"	10.88 (16.88 w/extenders)
XER-AS	Lower Adjustable shelf					
XER-6UP	19" hinged panel w/6" extension brackets					
XER-3UC	Hinged dust cover					

# Racks and Cabinets

## XME Series- Stand-Alone or Gangable Rack/Enclosure



### Design Features

- Fully welded construction, with 16 gauge one piece formed vented sides, 16 gauge formed bottom and 16 gauge formed top. Top and bottom EIA rail support channels are an integral part of the top and bottom. Formed center rail support channels are spot welded to the sides.
- Four 12 gauge EIA mounting angles 10-32 tap, fully adjustable front and rear. Rails can be removed from frame without removing hardware. Rack unit marking on all rails.
- Frame is available with optional front & rear surface mount doors in solid, glass or perforated with a swing latch with lock. Doors mounted with lift off hinges capable of 180 degree swing even when cabinets are ganged. The door swing is field reversible.
- Finished in durable black textured powder coat.

### Cable Management

- Various sizes of electrical knockouts from 1/2 to 1.5 across the width of the rear header and footer.
- Electrical knockouts of 1, 1.5, and 2 on the top and rear of rack
- Lasered 4" electrical knockouts in side panels in the rear for cable pass through when ganging. Supplied with edge guard to protect cable.

#### Available Sizes:

RU	24	35	40	44
Height (HH) inches	48.12	67.37	76.12	83.12
Depth				
20 P.N.	XME2420	XME3520	XME4020	XME4420
26 P.N.	XME2426	XME3526	XME4026	XME4426

#### Door Options

RU	24	35	40	44
Height (HH) inches	48.12	67.37	76.12	83.12
Tempered Glass P.N.	2422GD	3522GD	4022GD	4422GD
Solid P.N.	2422SD	3522SD	4022SD	4422SD
Perforated P.N.	2422PD	3522PD	4022PD	4422PD

#### Top Panel Options

Depth	Solid	Vented	10" Fan	(4) 4" Fans
20 P.N.	2214TP1	2214TP2	2214TP3	2214TP4
26 P.N.	2220TP1	2220TP2	2220TP3	2220TP4

#### Caster Base

Recessed base	20	26		
P.N.	2220CB1	2226CB1		

#### EIA rail Kits- Pair

RU	24	35	40	44
Height (HH) inches	48.12	67.37	76.12	83.12
10-32 Tap P.N.	XME24RT10	XME35RT10	XME40RT10	XME44RT10

Note: Caster bases install directly to bottom flanges of enclosure and recesses the casters in the base to allow the leveling legs to be lowered when cabinet is in position and raise the casters off the floor.

#### Side Vent Kit

P.N.	XMESVC	Side vent cover kit
P.N.	XMEFVC	Front vent cover kit

XME Series is comparable to:

Mid Atlantic- ERK Series  
Lowell- L-265 & L-267

#### Other Accessories

P.N.	9512-1903	Lacing Bar
P.N.	XMELM	Top mounted Ladder Rack Support
P.N.	XMEW44	Front mount work Surface 2 bay 44"
P.N.	XMEW66	Front mount work surface 3 bay 66"
P.N.	RMD2	2U drawers Rack mount
P.N.	RMD3	3U drawers Rack mount
P.N.	RMD4	4U drawers Rack mount
P.N.	RMD5	5U drawers Rack mount
P.N.	LP24	24U Cable Mgmt. Lacing Panel
P.N.	LP35	35U Cable Mgmt. Lacing Panel
P.N.	LP40	40U Cable Mgmt. Lacing Panel
P.N.	LP44	44U Cable Mgmt. Lacing Panel
P.N.	XMEBK01	Adjoining Kit (4) 1/4" whiz bolt/nuts
P.N.	XMEGK01	Grounding kit- straps 1/4" wing nuts
P.N.	XMEEG01	Edge Guard kit



# Racks and Cabinets

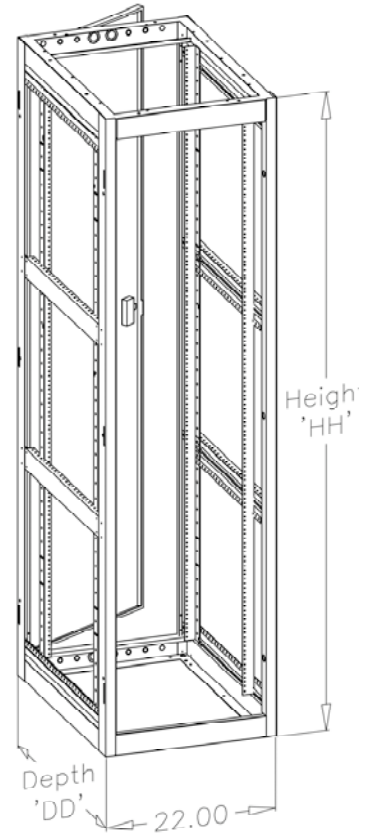
## XMER Series- Stand-Alone or Gangable Rack/Enclosure

### Design Features

- See XME Series

### Cable Management

- Numerous lacing points on two surfaces of each rail support to facilitate cable management.
- Various sizes of electrical knockouts from 1/2 to 1.5 across the width of the rear header and footer.
- Cable tie holes entire length of EIA rail on the attachment flange spaced at 1.75.



Available Sizes:					
RU		24	35	40	44
Height (HH) inches		48.12	67.37	76.12	83.12
Depth					
26.5	P.N.	XMER2426	XMER3526	XMER4026	XMER4426
31.5	P.N.	XMER2431	XMER3531	XMER4031	XMER4431
36	P.N.	N/A	XMER3536	XMER4036	XMER4436

Note: Frames are available with 1/8 and 3/4 flat cable tie bars welded to frame. To order add TB to Above P.N.

### Door Options

RU		24	35	40	44
Height (HH) inches		48.12	67.37	76.12	83.12
Tempered Glass	P.N.	2422GD	3522GD	4022GD	4422GD
Solid	P.N.	2422SD	3522SD	4022SD	4422SD
Perforated	P.N.	2422PD	3522PD	4022PD	4422PD

### Side Panel Options

26.5	P.N.	242601SP	352601SP	402601SP	442601SP
31.5	P.N.	243101SP	353101SP	403101SP	443101SP
36	P.N.	N/A	353601SP	403601SP	443601SP

### Top Panel Options

Depth		Solid	Vented	10" Fan	(4) 4" Fans
26.5	P.N.	2226TP1	2226TP2	2226TP3	2226TP4
31.5	P.N.	2231TP1	2231TP2	2231TP3	2231TP4
36	P.N.	N/A	2236TP2	2236TP3	2236TP4

### Caster Base

Recessed base		20	26		
	P.N.	2220CB1	2226CB1		

### EIA rail Kits- Pair

RU		24	35	40	44
Height (HH) inches		48.12	67.37	76.12	83.12
10-32 Tap	P.N.	XME24RT10	XME35RT10	XME40RT10	XME44RT10

### Other Accessories

P.N.	9512-1903	Lacing Bar
P.N.	XMELM	Top mounted Ladder Rack Support
P.N.	XMEW44	Front mount work Surface 2 bay 44"
P.N.	XMEW66	Front mount work surface 3 bay 66"
P.N.	RMD2	2U drawers Rack mount
P.N.	RMD3	3U drawers Rack mount
P.N.	RMD4	4U drawers Rack mount
P.N.	RMD5	5U drawers Rack mount
P.N.	LP24	24U Cable Mgmt. Lacing Panel
P.N.	LP35	35U Cable Mgmt. Lacing Panel
P.N.	LP40	40U Cable Mgmt. Lacing Panel
P.N.	LP44	44U Cable Mgmt. Lacing Panel
P.N.	XMERSB	Seismic Anchor - Bracket Kit
P.N.	XMEBKK01	Adjoining kit- straps 1/4" wing nuts
P.N.	XMEGK01	Grounding Kit

### Cable Tie Mount

P.N.	XMFCM	10pc. Cable tie Mount
P.N.	XCTV12	Velcro 12" long
P.N.	XCTV18	Velcro 18" long
P.N.	XCTV24	Velcro 24" long

XMER Series is comparable to:

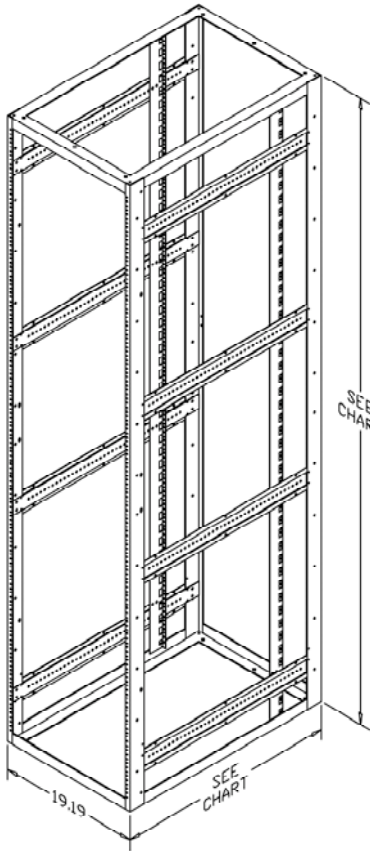
Mid Atlantic- MRK Series

Lowell- L-275 & L-279

Great Lakes- GL840s2-2432 & GL840s-2436

# Racks and Cabinets

## XSF Series- Slim Rack Stand-Alone/ Gangable



### Design Features

- Fully welded construction, with 11 gauge steel one piece formed top and bottom and 11 gauge steel formed vertical corner posts. Front corner post contains EIA-310 hole pattern tapped 10-32 or 12-24. Rail support channels are 16 gauge steel, riveted and welded in place.
- Supplied with one pair of 16 gauge steel EIA rails moveable front to rear in .625" increments. Each frame is supplied with (40) 10-32 or 12-24 clip nuts for attaching equipment to the pair of moveable rails.
- Holes in side flanges of each corner post of rack for ganging.
- Open bottom with hole pattern for bolting frame to the floor or base.
- Finished in durable black textured powder coat.

### Cable Management

- Tops, Solid Sides and Rear Doors available as custom options upon request.

#### Available Sizes: FRAME

RU	48	47	46	44	42	39	34	31	29
Height (HH) inches	87	85.25	83.5	80	76.5	71.25	62.5	57.25	53.75
Depth/ Rail Type									
18/10-32 Tap	XSF481810	XSF471810	XSF461810	XSF441810	XSF421810	XSF391810	XSF341810	XSF311810	XSF291810
18/12-24 Tap	XSF481812	XSF471812	XSF461812	XSF441812	XSF421812	XSF391812	XSF341812	XSF311812	XSF291812
24/10-32 Tap	XSF482410	XSF472410	XSF462410	XSF442410	XSF422410	XSF392410	XSF342410	XSF312410	XSF292410
24/12-24 Tap	XSF482412	XSF472412	XSF462412	XSF442412	XSF422412	XSF392412	XSF342412	XSF312412	XSF292412
30/10-32 Tap	XSF483010	XSF473010	XSF463010	XSF443010	XSF423010	XSF393010	XSF343010	XSF313010	XSF293010
30/12-24 Tap	XSF483012	XSF473012	XSF463012	XSF443012	XSF423012	XSF393012	XSF343012	XSF313012	XSF293012

#### Available Sizes: FRAME

RU	28	19	14	11	10
Height (HH) inches	52	36.25	27.5	22.5	20.5
Depth/ Rail Type					
18/10-32 Tap	XSF281810	XSF191810	XSF141810	XSF111810	XSF101810
18/12-24 Tap	XSF281812	XSF191812	XSF141812	XSF111812	XSF101812
24/10-32 Tap	XSF282410	XSF192410	XSF142410	XSF112410	XSF102410
24/12-24 Tap	XSF282412	XSF192412	XSF142412	XSF112412	XSF102412
30/10-32 Tap	XSF283010	XSF193010	XSF143010	XSF113010	XSF103010
30/12-24 Tap	XSF283012	XSF193012	XSF143012	XSF113012	XSF103012